


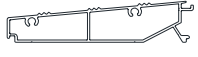

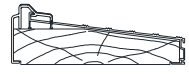
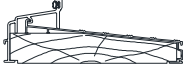
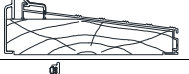
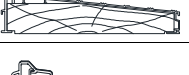

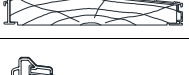




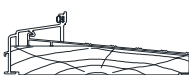
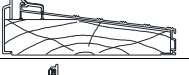





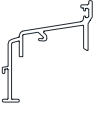
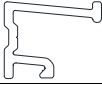
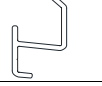




Code	Description	Width inch	Available Colors MF : Mill finish ANA: Natural anodized ABK : Black anodized	Maximum Length inch / mm	Unit of Measure	Standard Cut inch *Custom length available inch / mm	Drawing
STANDARD SILL 2 1/8"							
FX-507-XXX-XXXX	Aluminum door sill	4 3/8	ANA; ABK: 3556 MM ANA: 3760 MM	140 / 3556 148 / 3760	Unit	30, 32, 34, 36, 42, 138, 146 (ANA)	
FX-516-XXX-XXXX	Aluminum door sill	4 7/8	ANA; ABK	111 / 2820 148 / 3760	Unit	30, 32, 34, 36, 42, 109 ou 146	
FX-509-XXX-XXXX	Aluminum door sill	5 1/4	ANA	140 / 3556	Unit	30, 32, 34, 36, 42, 138	
FX-508-XXX-XXXX	Aluminum door sill	6 3/8	ANA; ABK	111 / 2820 148 / 3760	Unit	30, 32, 34, 36, 42, 109, 146	
FX-517-XXX-XXXX	Aluminum door sill	6 7/8	ANA; ABK	111 / 2820 148 / 3760	Unit	30, 32, 34, 36, 42, 109 ou 146	
FX-501-XXX-XXXX	Aluminum door sill	7 1/4	ANA; ABK: 3556 MM ANA: 3760 MM	140 / 3556 148 / 3760	Unit	30, 32, 34, 36, 42, 109 (ANA), 138(ABK), 146 (ANA)	
FX-510-XXX-XXXX	Aluminum door sill	8 3/8	ANA	148 / 3760	Unit	30, 32, 34, 36, 42, 146	
FX-511-XXX-XXXX	Aluminum door sill	9 1/4	ANA: 3556 MM ANA / ABK: 3760 MM	140 / 3 556 148 / 3760	Unit	30, 32, 34, 36, 42, 109, 146	
FX-513-XXX-XXXX	Aluminum door sill	9 3/4	ANA	148 / 3760	Unit	30, 32, 34, 36, 42, 146	
FX-COM5-MF-4064	Aluminum commercial door sill	5	MF	160 / 4064	Unit	Custom length	
FX-COM8-MF-4064	Aluminum commercial door sill	8	MF	160 / 4064	Unit	Custom length	



Code	Description	Width inch	Available Colors ANA: Natural anodized ABK : Black anodized	Maximum Length inch / mm	Unit of Measure	Standard Cut inch *Custom length available inch / mm	Drawing
STANDARD SILL EXTENSION 2 1/8"							
FX-483-XXX-XXXX	Aluminum sill extension	1 1/2	ANA ; ABK	148 / 3760	barre	30, 32, 34, 36, 42, 109 ou 146	
FX-502-XXX-XXXX	Aluminum sill extension	2	ANA; ABK	148 / 3760	barre	30, 32, 34, 36, 42, 146	
FX-503-XXX-XXXX	Aluminum sill extension	2 1/2	ANA	148 / 3760	barre	30, 32, 34, 36, 42, 146	
FX-484-XXX-XXXX	Aluminum sill extension	3 1/2	ANA ; ABK	148 / 3760	barre	30, 32, 34, 36, 42, 109 ou 146	
FX-505-XXX-XXXX	Aluminum sill extension	4	ANA; ABK	148 / 3760	barre	30, 32, 34, 36, 42, 146	
PRODUCTS CODIFICATION: PRODUCT CODE - COLOR CODE - LENGTH EXEMPLE: FX-501-ANA-3556; 7 1/4" SILL, NATURAL ANODIZED, 3556 MM							

Code	Description	Width inch	Available Colors ANA: Natural anodized ABK : Black anodized	Maximum Length inch / mm	Unit of Measure	Standard Cut inch *Custom length available inch / mm	Drawing
STANDARD ASSEMBLED SILL 2 1/8"						138" non available in all black	
FX-507-ASS-XXXX-XXXX	Inswing assembled sill	4 ¾	Multiple options sill/threshold	n/a	Unit	30, 32, 34, 36, 42, 138, 146 (ANA)	
FX-507-ASO-XXXX-XXXX	Outswing assembled sill	4 ¾	Multiple options sill/threshold	n/a	Unit	30, 32, 34, 36, 42, 146 (ANA)	
FX-516-ASS-XXXX-XXXX	Inswing assembled sill	4 7/8	Multiple options sill/threshold	n/a	Unit	30, 32, 34, 36, 42, 109 ou 146	
FX-516-ASO-XXXX-XXXX	Outswing assembled sill	4 7/8	Multiple options sill/threshold	n/a	Unit	30, 32, 34, 36, 42, 109 ou 146	
FX-509-ASS-XXXX-XXXX	Inswing assembled sill	5 ¼	Multiple options sill/threshold	n/a	Unit	30, 32, 34, 36, 42, 138	
FX-509-ASO-XXXX-XXXX	Outswing assembled sill	5 ¼	Multiple options sill/threshold	n/a	Unit	30, 32, 34, 36, 42	
FX-508-ASS-XXXX-XXXX	Inswing assembled sill	6 ¾	Multiple options sill/threshold	n/a	Unit	30, 32, 34, 36, 42, 109, 146	
FX-508-ASO-XXXX-XXXX	Outswing assembled sill	6 ¾	Multiple options sill/threshold	n/a	Unit	30, 32, 34, 36, 42, 109, 146	
FX-517-ASS-XXXX-XXXX	Inswing assembled sill	6 7/8	Multiple options sill/threshold	n/a	Unit	30, 32, 34, 36, 42, 109 ou 146	
FX-517-ASO-XXXX-XXXX	Outswing assembled sill	6 7/8	Multiple options sill/threshold	n/a	Unit	30, 32, 34, 36, 42, 109 ou 146	
FX-501-ASS-XXXX-XXXX	Inswing assembled sill	7 ¼	Multiple options sill/threshold	n/a	Unit	30, 32, 34, 36, 42, 109 (ANA), 138, 146 (ANA)	
FX-501-ASO-XXXX-XXXX	Outswing assembled sill	7 ¼	Multiple options sill/threshold	n/a	Unit	30, 32, 34, 36, 42, 109 (ANA), 146 (ANA)	
FX-511-ASS-XXXX-XXXX	Inswing assembled sill	9 1/4	Multiple options sill/threshold	n/a	Unit	30, 32, 34, 36, 42, 109, 146	
FX-511-ASO-XXXX-XXXX	Outswing assembled sill	9 1/4	Multiple options sill/threshold	n/a	Unit	30, 32, 34, 36, 42, 109, 146	
FX-513-ASS-XXXX-XXXX	Inswing assembled sill	9 3/4	Multiple options sill/threshold	n/a	Unit	30, 32, 34, 36, 42, 146	
FX-513-ASO-XXXX-XXXX	Outswing assembled sill	9 3/4	Multiple options sill/threshold	n/a	Unit	30, 32, 34, 36, 42, 146	
PRODUCTS CODIFICATION: PRODUCT CODE - COLOR CODE/THRESHOLD COLOR - LENGTH IN INCHES EXAMPLE: FX-501-ASS-ANA1-146; 7 1/4" INSWING ASSEMBLED SILL, NATURAL ANODIZED, WHITE THRESHOLD GREY CAP, 146"							



Code	Description	Width inch	Available Colors 1: White, grey cap stock 2: White, black cap stock 3: All black 4: All grey	Maximum Length inch / mm	Unit of Measure	Standard Cut inch *Custom length available inch / mm	Drawing
STANDARD THRESHOLD							
FX-5132-IS-X-XXXX	Inswing threshold with flexible coex	n/a	White, grey cap stock (1) White, black cap stock(2) All black (3)	220 / 5590 (1) 220 / 5590 (2) 111 / 2820 (3) 148 / 3760 (3)	Unit	30, 32, 34, 36, 42, 109, 146	
FX-5162-OS-X-XXXX	Outswing threshold	n/a	Grey (4)	111 / 2820 148 / 3760	Unit	30, 32, 34, 36, 42, 109, 146	
PRODUCTS CODIFICATION: PRODUCT CODE - COLOR CODE - LENGTH EXAMPLE: FX-5132-IS-2-32; INSWING THRESHOLD WITH COEX, WHITE BLACK CAP, 32"							
THRESHOLD ACCESSORIES							
FX-5158-OS-WH-XXXX	PVC deflector for outswing door-frame	n/a	White (WH)	212 / 5400	Unit	Custom-made	
FX-5159-OS-WH-XXXX	PVC deflector for outswing door panel	n/a	White (WH)	212 / 5400	Unit	Custom-made	
LDB100-109T-NOIR LDB100-109T-BLANC	Weatherseal for outswing threshold	n/a	Black (BK) White (WH) New	150'	Roll	Unit	
PK-55	Weatherseal for outswing frame	n/a	Black (BK)	510'	Roll	Unit	

Code	Description	Width inch	Available Colors ANA: Natural anodized ABK : Black anodized	Maximum Length inch / mm	Unit of Measure	Standard Cut inch *Custom length available inch / mm	Drawing
------	-------------	---------------	---	-----------------------------	-----------------	---	---------

NEW LOW PROFIL SIL 1 5/8" NEW

FX-498-XXX-XXXX	Aluminum door sill	4 7/8	ANA; ABK: 2820 MM ANA: 3760 MM	111 / 2820 148 / 3760	Unit	30, 32, 34, 36, 42	
FX-500-XXX-XXXX	Aluminum door sill	6 7/8	ANA; ABK: 2820 MM ANA: 3760 MM	111 / 2820 148 / 3760	Unit	30, 32, 34, 36, 42	

NEW LOW PROFIL SILL EXTENSION 1 5/8" NEW


FX-497-XXX-XXXX	Low sill extensiion	1 1/2	ANA; ABK	148 / 3760	Unit	30, 32, 34, 36, 42, 109 ou 146	
FX-499-XXX-XXXX	Low sill extension	3 1/2	ANA; ABK	148 / 3760	Unit	30, 32, 34, 36, 42, 109 ou 146	

PRODUCTS CODIFICATION: PRODUCT CODE - COLOR CODE - LENGTH

EXEMPLE: FX-497-ANA-3760; 1 1/2" SILL EXTENSION, NATURAL ANODIZED ALUMINUM, 3760 MM

Code	Description	Width inch	Available Colors 1: White, grey cap stock 2: White, black cap stock 3: All black	Maximum Length inch / mm	Unit of Measure	Standard Cut inch *Custom length available inch / mm	Drawing
------	-------------	---------------	---	-----------------------------	-----------------	---	---------

NEW THRESHOLD LOW PROFIL 1 5/8" NEW

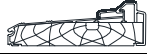

FX-5131-IS-X-XXXX	Inswing threshold with flexible coex	n/a	White, grey cap stock (1) White, black cap stock(2) All black (3)	111 / 2820 148 / 3760	Unit	30, 32, 34, 36, 42, 109, 146	
-------------------	--------------------------------------	-----	---	--------------------------	------	---------------------------------	---

PRODUCTS CODIFICATION: PRODUCT CODE - COLOR CODE - LENGTH

EXEMPLE: FX-5132-IS-2-32; INSWING THRESHOLD WITH COEX, WHITE BLACK CAP, 32"

Code	Description	Width inch	Available Colors ANA: Natural anodized ABK : Black anodized	Maximum Length inch / mm	Unit of Measure	Standard Cut inch *Custom length available inch / mm	Drawing
------	-------------	---------------	---	-----------------------------	-----------------	---	---------

NEW LOW PROFIL ASSEMBLED SILL 1-5/8" NEW


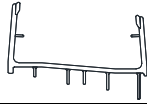

FX-498-ASS-XXXX-XXXX	Inswing assembled sill	4 7/8	Multiple options sill/threshold	n/a	Unit	30, 32, 34, 36, 42, 109, 146 (ANA)	
FX-500-ASS-XXXX-XXXX	Inswing assembled sill	6 7/8	Multiple options sill/threshold	n/a	Unit	30, 32, 34, 36, 42, 109, 146 (ANA)	

PRODUCTS CODIFICATION: PRODUCT CODE - COLOR CODE/THRESHOLD COLOR - LENGTH IN INCHES

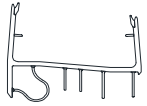

EXEMPLE: FX-500-ASS-ANA1-146; 6 7/8" INSWING ASSEMBLED SILL, NATURAL ANODIZED, WHITE THRESHOLD GREY CAP, 109"

Code	Description	Width inch	Available Colors WH: White flexible coex BK: Black flexible coex	Maximum Length inch / mm	Unit of Measure	Standard Cut inch *Custom length available inch / mm	Drawing
------	-------------	---------------	--	-----------------------------	-----------------	---	---------

DOOR SWEEP

FX-5183-IS-XX-XXXX	Inswing door sweep	n/a	White flexible coex (WH) Black flexible coex (BK)	111 / 2820 208 / 5280	Unit	14, 30, 32, 34, 36, 42, 109	
FX-5161-OS-XX-XXXX	Outswing door sweep	n/a	White flexible coex (WH)	212 / 5400	Unit	14, 30, 32, 34, 36, 42, 109	
FX-5182-WH-4064	Commercial door sweep	n/a	White flexible coex (WH)	160 / 4064	Unit	30, 32, 34, 36, 42	

DOOR SWEEP DOUBLE DOOR

FX-5183-SO-R-XX-XXXX	Passive door sweep, <i>inswing right side</i>	n/a	White flexible coex (WH) Black flexible coex (BK)	111 / 2820 208 / 5280	Unit	30, 32, 34, 36, 42	
FX-5183-SO-L-XX-XXXX	Passive door sweep, <i>inswing left side</i>	n/a	White flexible coex (WH) Black flexible coex (BK)	111 / 2820 208 / 5280	Unit	30, 32, 34, 36, 42	

Code	Description	Width inch	Available Colors WH: Standard white ANA: Natural anodized ABK: Black anodized	Maximum Length inch / mm	Unit of Measure	Standard Cut inch *Custom length available inch / mm	Drawing
------	-------------	---------------	--	-----------------------------	-----------------	---	---------

DOOR SWEEP ACCESSORIES








FX-5134-IS-XX-XXXX	PVC sweep screw cover for inswing door		White (WH) Black (BK) New	220 / 5588	Unit	14, 30, 32, 34, 36, 42, 109	
FX-544-IS-XX-XXXX	Aluminum inswing door sweep cover	n/a	ANA, ABK	111 / 2820	Unit	14, 30, 32, 34,36, 42	
KISS CU3	Foam of PVC	5/8		3/8 x 1 3/8	Roll	Unit	






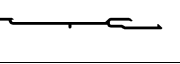
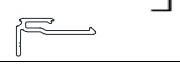
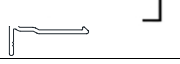
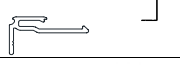
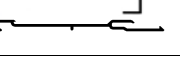
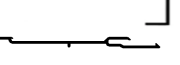
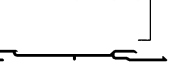
Table length code

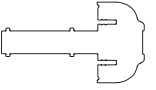
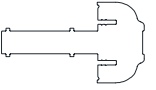
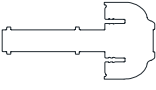



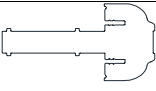
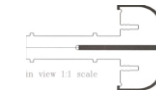




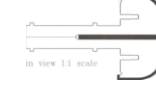
	DOOR	SINGLE	DOUBLE	SCREW COVER	SWEEP COVER
Length code		Cutting length			
14		13 7/8	n/a	13 7/8	12 11/16
30		29 3/4	30 3/8	29 3/4	28 11/16
32		31 3/4	32 3/8	31 3/4	30 11/16
34		33 3/4	34 3/8	33 3/4	32 11/16
36		35 3/4	36 3/8	35 3/4	34 11/16
42		41 3/4	42 3/8	41 3/4	40 11/16
109		109	n/a	109	n/a

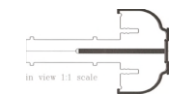
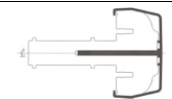
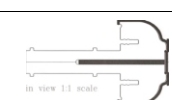

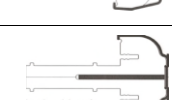

PRODUCTS CODIFICATION: PRODUCT CODE - COLOR CODE - LENGTH CODE







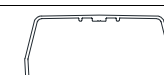



EXAMPLE: FX-5183-IS-WH-32; INSWING DOOR SWEEP, WHITE FLEXIBLE COEX, 31 3/4"

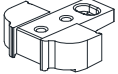

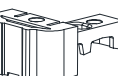
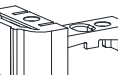
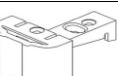
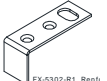


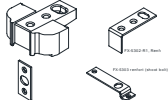
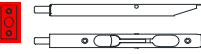
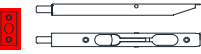
Code	Description	Width inch	Available Colors WH: Standard white WHB: White-blue ANA: Natural anodized ABK : Black anodized	Maximum Length inch / mm	barre	Standard Cut inch 30, 32, 34, 36, 42, 146	Drawing
NEW SIDELITE NEW							
FX-5140-XXX-XXXX	PVC sidelite fram	n/a	WH	204 / 5182	Unit	Custom-made	
FX-3350-XXX-XXXX	PVC glazing bead 1"	n/a	WH	204 / 5182	Unit	Custom-made	
FX-545-IS-XX-XXXX	Aluminum sidelite cover	n/a	WHB, BK	204 / 5182	Unit	Custom-made	
LDB100-109T-NOIR LDB100-109T-BLANC	Weatherseal for outswing threshold	n/a	BK WH	150'	Roll	Unit	
PRODUCTS CODIFICATION: PRODUCT CODE - COLOR CODE - LENGTH CODE EXEMPLE: FX-545-BK-5182; Aluminum sidelite cover, Black, 5182mm							







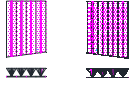
Code	Description	Width inch	Available Colors WH: Standard white WHB: White-blue BK : Black Gentek 524 CB : Commercial brown 562	Maximum Length inch / mm	Unit of Measure	Standard Cut inch *Custom length available inch / mm	Drawing
EXTRUDED ALUMINUM CLAD							
FX-530-P-XXX-XXXX	Standard aluminum frame cladding	7 ¼ X 1 3/16	White-blue (WHB) Standard Black (BK)	206 / 5250	Unit	Custom-made	
FX-524-P-XXX-XXXX	Standard aluminum frame cladding	7 ¼ X 1 7/16	White-blue (WHB) Standard Black (BK) Commercial brown (CB)	171 / 4350 206 / 5250	Unit	Custom-made	
FX-531-L-XXX-XXXX	Double grooved aluminum frame cladding	7 ¼ X 1 7/16	White-blue (WHB)	206 / 5250	Unit	Custom-made	
FX-522-P-XXX-XXXX	Standard aluminum frame cladding	9 ¼ X 1 7/16	Standard white (WH)	206 / 5250	Unit	Custom-made	
FX-536-XXX-XXXX	Adaptor for aluminum frame cladding	n/a	White-blue (WHB) Standard Black (BK) Commercial brown (CB)	162 / 4121 196 / 5000	Unit	Custom-made	
FX-539-XXX-XXXX	2" Adaptor for aluminum frame cladding	n/a	White-blue (WHB) Standard Black (BK) Commercial brown (CB)	162 / 4121 196 / 5000	Unit	Custom-made	
K7-1/4x1-3/16P-XXX-XX (FX-530 / FX-536)	Standard aluminum frame kit (2 jambs + 1 header) pre-cut and machined	7 ¼ X 1 3/16	White-blue (WHB) Standard Black (BK)	n/a	Unit	32, 34, 36	
K7-1/4x1-7/16P-XXX-XX (FX-524 / FX-536)	Standard aluminum frame kit (2 jambs + 1 header) pre-cut and machined	7 ¼ X 1 7/16	White-blue (WHB) Standard Black (BK) Commercial brown (CB)	n/a	Unit	32, 34, 36	
K7-1/4x1-7/16L-XXX-XX (FX-531 / FX-536)	Double grooved aluminum frame kit (2 jambs + 1 header) pre-cut and machined	7 ¼ X 1 7/16	White-blue (WHB)	n/a	Unit	32, 34, 36	
E7 1/4x1 3/16P-XXX-XX (FX-530 / FX-539)	Standard aluminum frame kit (2 jambs + 1 header) pre-cut and machined	9 1/4 X 1 3/16	White-blue (WHB) Standard Black (BK)	n/a	Unit	32, 34, 36	
E7 1/4x1-7/16P-XXX-XX (FX-524 / FX-539)	Standard aluminum frame kit (2 jambs + 1 header) pre-cut and machined	9 ¼ X 1 7/16	White-blue (WHB) Standard Black (BK) Commercial brown (CB)	n/a	Unit	32, 34, 36	
E7 1/4x1 7/16L-XXX-XX (FX-531 / FX-539)	Double grooved aluminum frame kit (2 jambs + 1 header) pre-cut and machined	9 1/4 X 1 7/16	White-blue (WHB)	n/a	Unit	32, 34, 36	
PRODUCTS CODIFICATION: PRODUCT CODE - COLOR CODE - LENGTH							
EXAMPLE: FX-524-P-WHB-5250; ALUMINUM FRAME 7 1/4 x 1 7/16 STANDARD, WHITE-BLUE, 5250 MM							

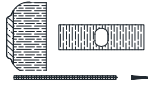










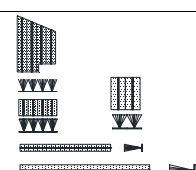
Code	Description	Width inch	Available Colors WH: Standard white WHB: White-blue BK : Black Gentek 524 CB : Commercial brown 562	Maximum Length inch / mm	Unit of Measure	Standard Cut inch *Custom length available inch / mm	Drawing
ASTRAGAL & MULLION WITHOUT REINFORCEMENT							
FX-585-2134	PVC mullion	n/a	WHB	84 / 2134	Unit	Custom-made	
FX-585-2438	PVC mullion	n/a	WHB	96 / 2438	Unit	Custom-made	
FX-585-IS-XXXX	Machined PVC mullion inswing (one or both ends)	n/a	WHB	84 / 2134	Unit	Custom-made	
FX-585-IS-XXXX	Machined PVC mullion inswing (one or both ends)	n/a	WHB	96 / 2438	Unit	Custom-made	
FX-585-RS-IS-XXXX	Reversible inswing PVC astragal *Old system*	n/a	WHB	84 / 2134 96 / 2438	Unit	Custom-made	
FX-585-DD-IS-R-XXXX	Right side inswing PVC astragal *BEST CONTACT*	n/a	WHB	84 / 2134 96 / 2438	Unit	Custom-made	
FX-585-DD-IS-L-XXXX	Left side inswing PVC astragal *BEST CONTACT*	n/a	WHB	84 / 2134 96 / 2438	Unit	Custom-made	
MULLION WITH REINFORCEMENT AND COVER NON-INSTALLED							
FX-584-2134-519-XXX	Reinforced mullion (FX-585 with reinforcement + cover FX-519 non-installed)	n/a	WHB	84 / 2134	Unit	Custom-made	
FX-584-2134-541-XXX	Reinforced mullion (FX-585 with reinforcement + cover FX-541 non-installed)	n/a	White-blue (WHB) Standard Black (BK) Commercial brown (CB)	84 / 2134	Unit	Custom-made	
FX-584-2438-519-XXX	Reinforced mullion (FX-585 with reinforcement + cover FX- 519 non-installed)	n/a	WHB	96 / 2438	Unit	Custom-made	
FX-584-2438-541-XXX	Reinforced mullion (FX-585 with reinforcement + cover FX-541 non-installed)	n/a	White-blue (WHB) Standard Black (BK) Commercial brown (CB)	96 / 2438	Unit	Custom-made	
FX-584-IS-XXXX-519-XXX	Machined Reinforced mullion (FX-585 with reinforcement + cover FX-519 non-installed) (one or both ends)	n/a	WHB	84 / 2134 96 / 2438	Unit	Custom-made	
FX-584-IS-XXXX-541-XXX	Machined Reinforced mullion (FX-585 with reinforcement + cover FX-541 non-installed) (one or both ends)	n/a	White-blue (WHB) Standard Black (BK) Commercial brown (CB)	84 / 2134 96 / 2438	Unit	Custom-made	

Code	Description	Width inch	Available Colors WH: Standard white WHB: White-blue BK : Black Gentek 524 CB : Commercial brown 562	Maximum Length inch / mm	barre	Standard Cut inch 30, 32, 34, 36, 42, 146	Drawing
MULLION WITH REINFORCEMENT AND COVER INSTALLED							
FX-584-2134-519C-XXX	Reinforced mullion (FX-585 with reinforcement + cover FX-519 installed)	n/a	WHB	84 / 2134	Unit	Custom-made	
FX-584-2134-541C-XXX	Reinforced mullion (FX-585 with reinforcement + cover FX-541 installed)	n/a	White-blue (WHB) Standard Black (BK) Commercial brown (CB)	84 / 2134	Unit	Custom-made	
FX-584-2438-519C-XXX	Reinforced mullion (FX-585 with reinforcement + cover FX-519 installed)	n/a	WHB	96 / 2438	Unit	Custom-made	
FX-584-2438-541C-XXX	Reinforced mullion (FX-585 with reinforcement + cover FX-541 installed)	n/a	White-blue (WHB) Standard Black (BK) Commercial brown (CB)	96 / 2438	Unit	Custom-made	
FX-584-IS-XXXX-519C-XXX	Machined Reinforced mullion (FX-585 with reinforcement + cover FX-519 installed) (one or both ends)	n/a	WHB	84 / 2134 96 / 2438	Unit	Custom-made	
FX-584-IS-XXXX-541C-XXX	Machined Reinforced mullion (FX-585 with reinforcement + cover FX-541 installed) (one or both ends)	n/a	White-blue (WHB) Standard Black (BK) Commercial brown (CB)	84 / 2134 96 / 2438	Unit	Custom-made	

Code	Description	Largeur pouce	Couleurs disponible WH: Standard white WHB: White-blue BK : Black Gentek 524 CB : Commercial brown 562	Longueur maximale pouce / mm	Unité de Mesure	Coups standard pouce *Disponible sur mesure pouce / mm	Dessin
EXTRUDED ASTRAGAL ACCESSORIES							
FX-519-WHB-XXXX	Aluminum astragal cover Colonial	n/a	WHB	84 / 2134 96 / 2438	Unit	Custom-made	
FX-520-WH-XXXX	Colonial Aluminum astragal extension for screen	1 3/4	WH	170 / 4320	Unit	Custom-made	
FX-541-XXX-XXXX	Aluminum astragal cover Contemporary	n/a	White-blue (WHB) Standard Black (BK) Commercial brown (CB)	84 / 2134 96 / 2438	Unit	Custom-made	
FX-519-WHB-25	Aluminum astragal block cover *BEST CONTACT* Colonial	n/a	WHB	n/a	Unit	n/a	
FX-519-WHB-48	Aluminum astragal block cover *Old sytem* Colonial	n/a	WHB	n/a	Unit	n/a	
FX-520-WH-25	Colonial Aluminum astragal extension for screen Block Best Contact	n/a	WH	n/a	Unit	n/a	
FX-520-WH-48	Colonial Aluminum astragal extension for screen Block *Old sytem*	n/a	WH	n/a	Unit	n/a	
FX-541-XXX-25	Aluminum astragal block cover Best Contact Contemporary	n/a	White-blue (WHB) Standard Black (BK) Commercial brown (CB)	n/a	Unit	n/a	
FX-541-XXX-48	Aluminum astragal block cover *Old sytem* Contemporary	n/a	White-blue (WHB) Standard Black (BK) Commercial brown (CB)	n/a	Unit	n/a	
FX-543-WH-XXXX	Aluminum astragal heel cap	n/a	WH	212 / 5400	Unit	Custom-made	
PRODUCTS CODIFICATION: PRODUCT CODE - LENGTH							
EXEMPLE: FX-543-WH-2134; ALUMINUM ASTRAGAL HEEL CAP, STANDARD WHITE, 2134MM (84")							

Code	Description	Width inch	Available Colors WHB: White-blue L: Brass Z: Zinc	Maximum Length inch / mm	Unit of Measure	Standard Cut inch *Custom length available inch / mm	Drawing
ASTRAGAL ACCESSORIES (CONTINUED)							
FX-5300-IS	Inswing PVC block *BEST CONTACT*	n/a	WHB	n/a	Unit	n/a	
FX-571-IS-RS	Inswing PVC block *OLD system* (threshold FX)	n/a	WHB	n/a	Unit	n/a	
FX-577-IS-S	Inswing PVC block *OLD system*	n/a	WHB	n/a	Unit	n/a	
FX-578-IS-O	Inswing PVC block *OLD system*	n/a	WHB	n/a	Unit	n/a	
FX-576-OS	Outswing PVC block *OLD system*	n/a	WHB	n/a	Unit	n/a	
FX-5302-Z	Block reinforcement *BEST CONTACT*	n/a	Brass (L) Zinc (Z)	n/a	Unit	n/a	
FX-5303-Z	Bottom astragal reinforcement *BEST CONTACT*	n/a	Brass (L) Zinc (Z)	n/a	Unit	n/a	
FX-5304-Z	Top astragal reinforcement *BEST CONTACT*	n/a	Brass (L) Zinc (Z)	n/a	Unit	n/a	
K-BLOC-DD-IS-Z (FX-5300/FX-5302/FX-5303/ FX-5304)	Block kit reinforcement for inswing double door *BEST CONTACT*	n/a	Brass (L) Zinc (Z)	n/a	Unit	n/a	
FX-572-L	Shootbolt for double door	n/a	Brass (L)	n/a	Unit	n/a	 with screws
FX-573-Z	Shootbolt for double door	n/a	Zinc (Z)	n/a	Unit	n/a	 with screws

Code	Description	Width inch	Available Colors WH: White BK : Black	Maximum Length inch / mm	Unit of Measure	Standard Cut inch *Custom length available inch / mm	Drawing
SINGLE DOOR DUST PLUG							
FX-5210-IS-L-XX	Inswing left	n/a	WH, BK	n/a	Unit	n/a	
FX-5211-IS-R-XX	Inswing right	n/a	WH, BK	n/a	Unit	n/a	
FX-5212-IS-R-XX	Inswing rectangular	n/a	WH, BK	n/a	Unit	n/a	
K-DP-SD-IS-XX (FX-5210/FX-5211/2X:FX-5212)	Inswing kit	n/a	WH, BK	n/a	Unit	n/a	
FX-5230-OS-R-XX	Outswing right	n/a	WH, BK	n/a	Unit	n/a	
FX-5231-OS-L-XX	Outswing left	n/a	WH, BK	n/a	Unit	n/a	
K-DP-SD-OS-XX (FX-5230/FX-5231)	Outswing kit	n/a	WH, BK	n/a	Unit	n/a	

Code	Description	Width inch	Available Colors WH: White BK : Black	Maximum Length inch / mm	Unit	Standard Cut inch 30, 32, 34, 36, 42, 146	Drawing
ASTRALGAL BLOCK DUST PLUG							
FX-571-CF	OLD system	n/a		n/a	Unit	n/a	
FX-571-CF2	OLD system	n/a		n/a	Unit	n/a	
FX-571-CF-ROND	OLD system & *BEST CONTACT*	n/a		n/a	Unit	n/a	
FX-572-CP	*BEST CONTACT*	n/a		n/a	Unit	n/a	
FX-572-CP2	*BEST CONTACT*	n/a		n/a	Unit	n/a	
BEST CONTACT DOUBLE DOOR DUST PLUG							
FX-5220-IS-L-XX	Inswing left*	n/a	WH, BK	n/a	Unit	n/a	
FX-5221-IS-R-XX	Inswing right*	n/a	WH, BK	n/a	Unit	n/a	
FX-5222-IS-XX	Inswing top & bottom astragal*	n/a	WH, BK	n/a	Unit	n/a	
FX-5223-IS-XX	Inswing ON top astragal*	n/a	WH, BK	n/a	Unit	n/a	
FX-5224-IS-XX	Inswing bottom door sweep and top threshold*	n/a	WH, BK	50 mm	Unit	n/a	
FX-5225-IS-XX	Inswing top weatherseal Polyflex of astragal*	n/a	WH, BK	114 mm	Unit	n/a	
K-DP-DD-IS-R-XX (FX-5221:FX-5222/4x; FX-5223:FX-5224/2x:FX-5225)	Double door dust plug kit right side	n/a	WH, BK	n/a	Unit	n/a	
K-DP-DD-IS-L-XX (FX-5220:FX-5222/4x; FX-5223:FX-5224/2x:FX-5225)	Double door dust plug kit left side	n/a	WH, BK	n/a	Unit	n/a	